

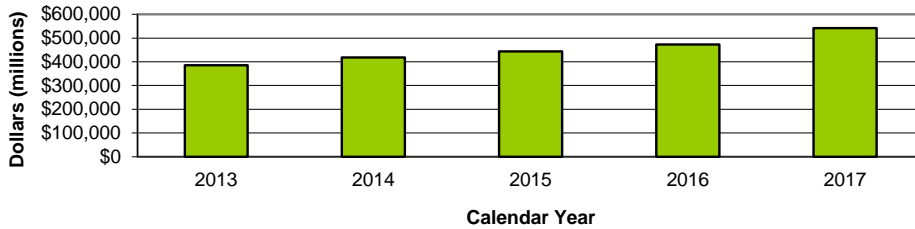
Thrift Savings Fund Statistics

January 2018

Highlights

The FERS participation rate and the uniformed services participation rate for active duty members both rebounded to all-time highs of 90.3% and 49.3%, respectively. Blended Retirement implemented smoothly with 87,000 opt-ins in the first month. We experienced a surge of disaster related hardship withdrawals with almost 11,000 participants taking withdrawals related to Hurricanes Harvey, Irma, Maria and the California wildfires. The Contact Centers are continuing to struggle with high call volume due to year-end and tax season topics, reactions to recent financial market volatility, and agents being out due to hazardous weather conditions.

Historic Plan Balances (in millions)



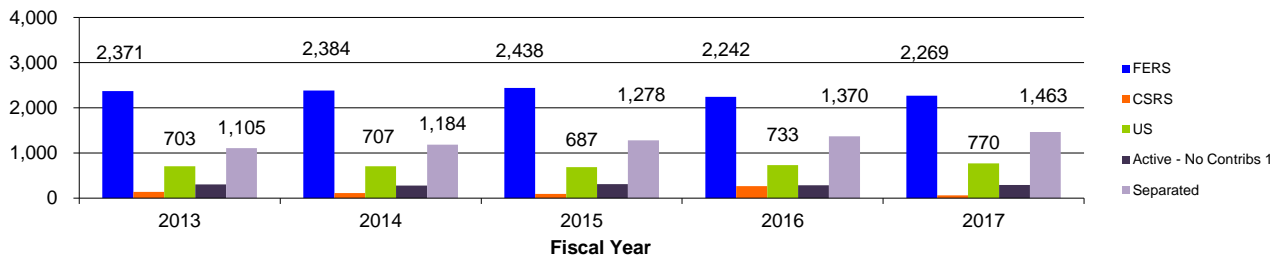
	Plan Balance	Roth
Jan	\$559,110	\$10,098
Dec	\$542,373	\$9,550
Nov	\$537,950	\$9,268

(in millions)

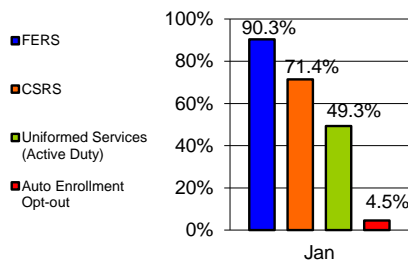
Participants and Average Balance (current month)

	Total Number of Participants	Average Balance	Number of Roth Participants	Average Roth Balance
FERS	3,294,263	\$142,395	464,582	\$12,092
CSRS	334,459	\$146,105	9,920	\$18,475
Uniformed Services	1,446,211	\$23,813	553,624	\$6,914
BRS Participants	87,645	\$9,194	66,913	\$7,013
Bene Participants	22,146	\$107,950	N/A	N/A
Total	5,184,724	N/A	1,095,039	N/A

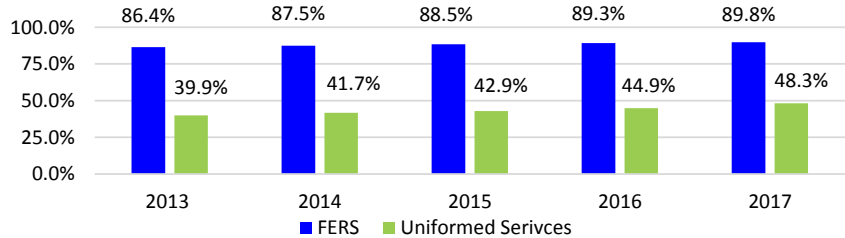
Historic Participant Counts (in thousands)



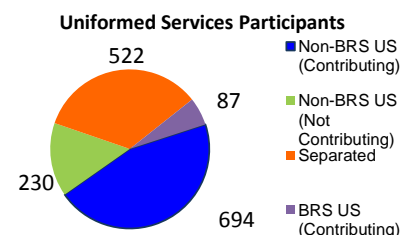
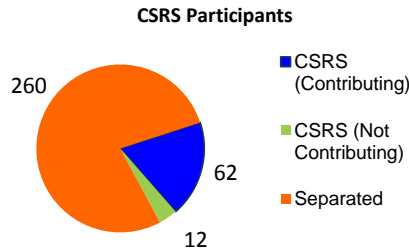
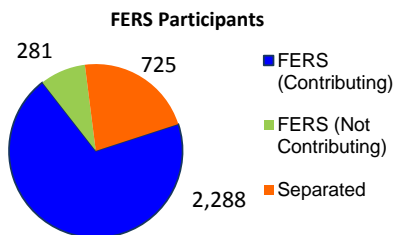
Participation Rates (current month)



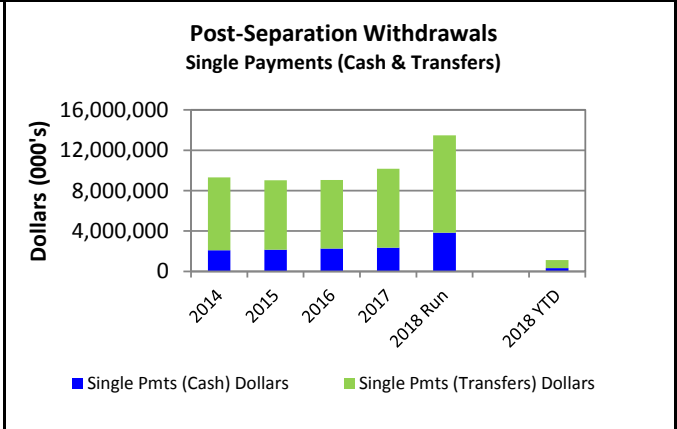
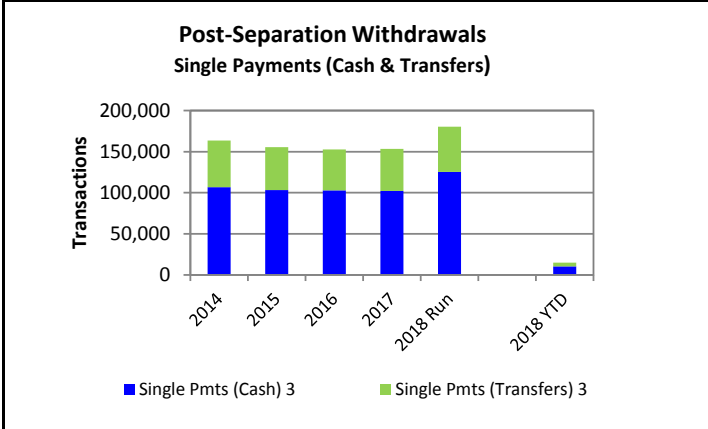
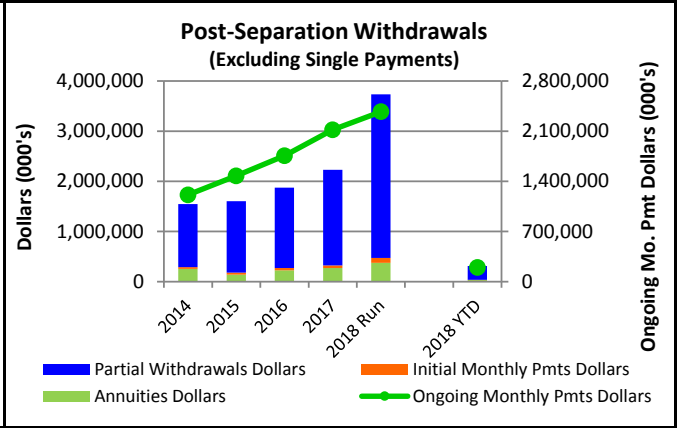
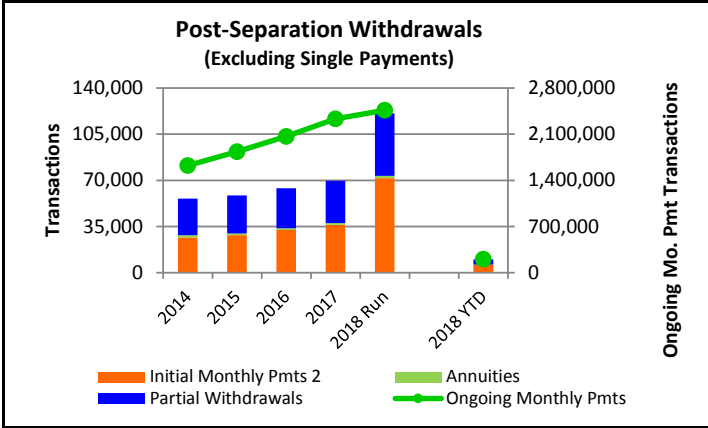
Historic Participation Rates



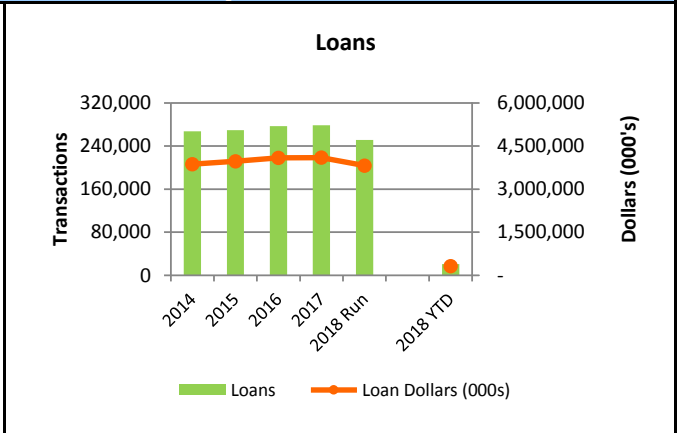
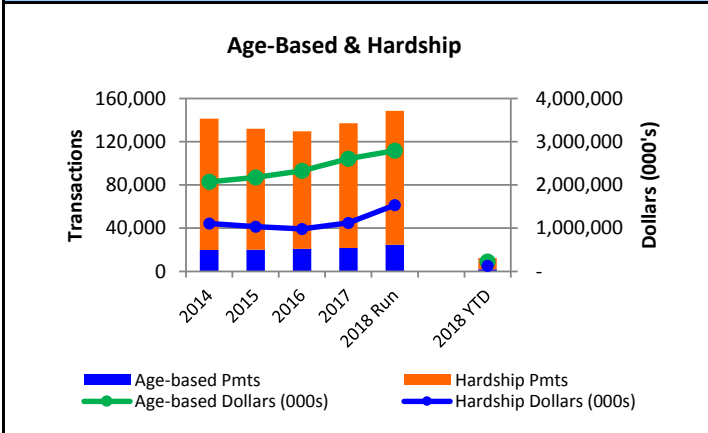
Participant Composition (current month in thousands)



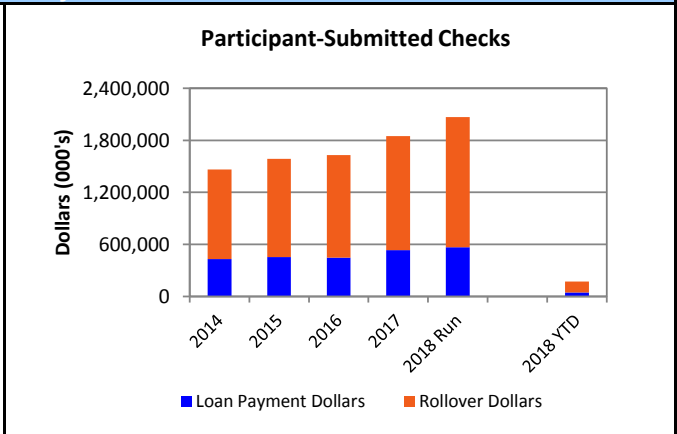
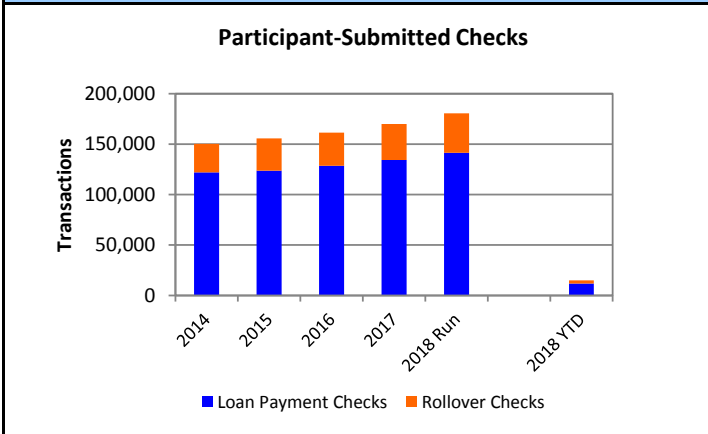
Post-Separation Withdrawal Activity

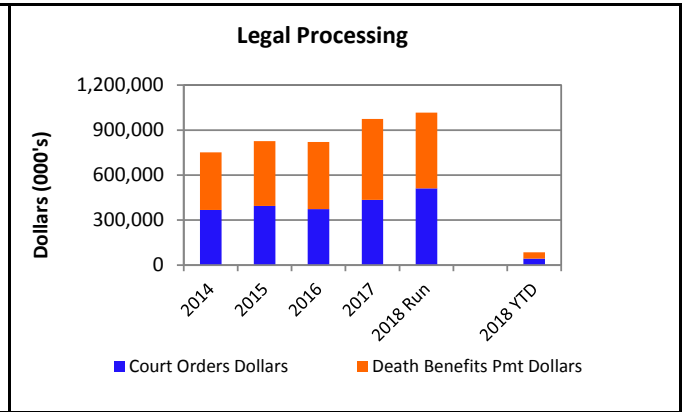
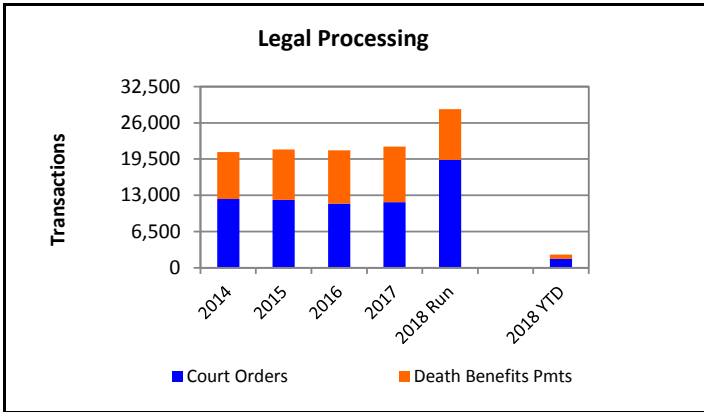


In-Service Withdrawal and Loan Activity

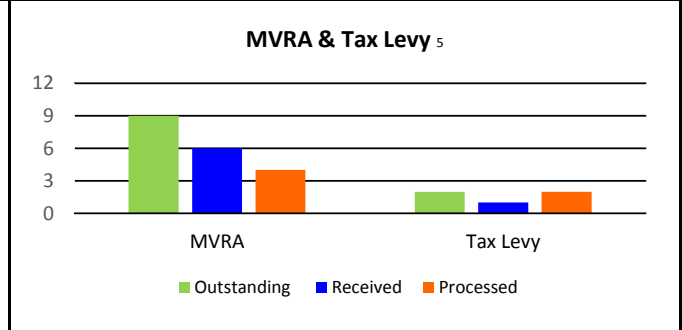
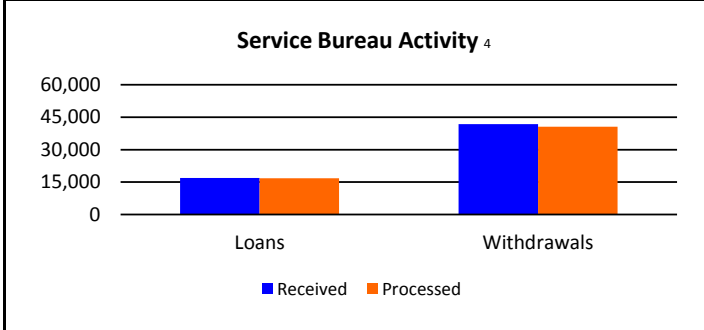


Other Activity





Forms Processing (current month)

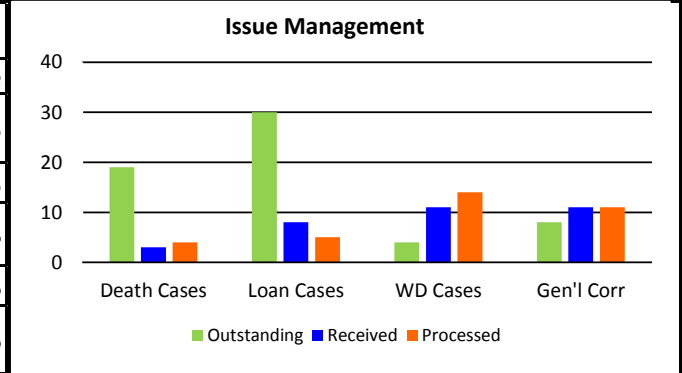


Inquiries (current month)

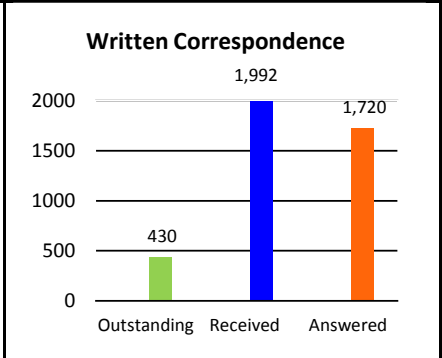
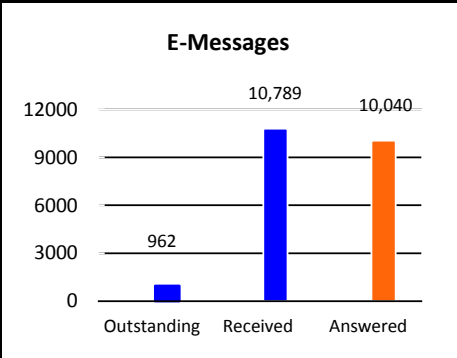
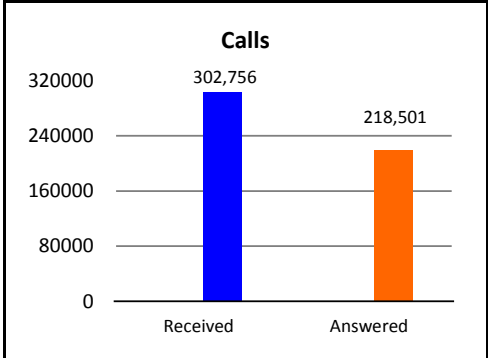
Top 5 Inquiry Reasons

Rank	Inquiry Code	Count	Percentage
1	Post-Separation Withdrawal Program	48,321	22.62%
2	Password reset vocally	28,993	13.57%
3	Other	18,584	8.70%
4	In-Service Withdrawal Program	14,646	6.86%
5	EDR, Contributions, Neg. Adjustments, Acct. Balances	13,767	6.44%

OPS Casework (current month)



Contact Center Activity (current month)



- Active participants with no current contributions include non-separated CSRS and uniformed services participants who have terminated contributions or had them suspended because of hardship withdrawal, participants whose employing agencies have not submitted their separation status, and beneficiary participants.
- In addition to the initial monthly payments, 205,215 ongoing monthly payments were disbursed in January 2018.
- Participants may elect to transfer all or part of their single payments. If only a portion is transferred, each portion (cash and transfer) is counted separately.
- Forms Processed includes accepted and rejected forms.
- Mandatory Victims Restitution Act and Tax Levy Processed means that the decision letter has been sent, but payment has not been made.