

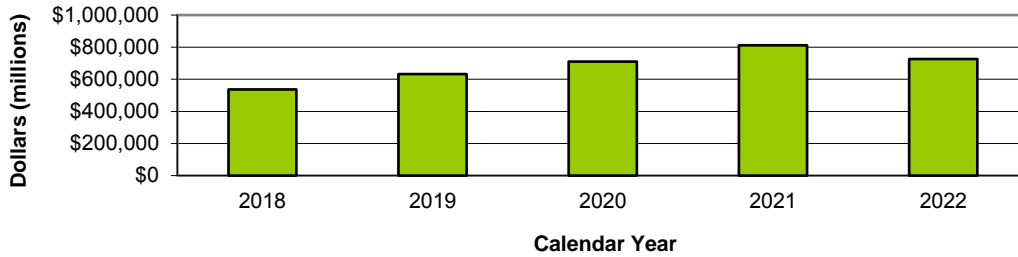
Thrift Savings Fund Statistics

December 2022

Highlights

The TSP ended 2022 with 6.75 million participants – a net increase of 250,000 from one year ago. FERS and active-duty uniformed services participation rates ended the year strongly, at 94.4% and 83.2% respectively. After several months of decline, calls to the ThriftLine increased 6.5% in December. January starts the traditional busy season for the contact centers that lasts through April.

Thrift Savings Fund Statistics



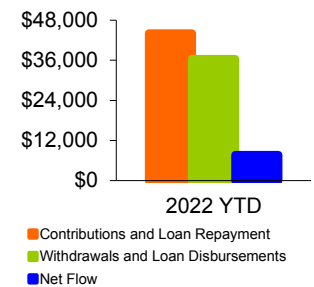
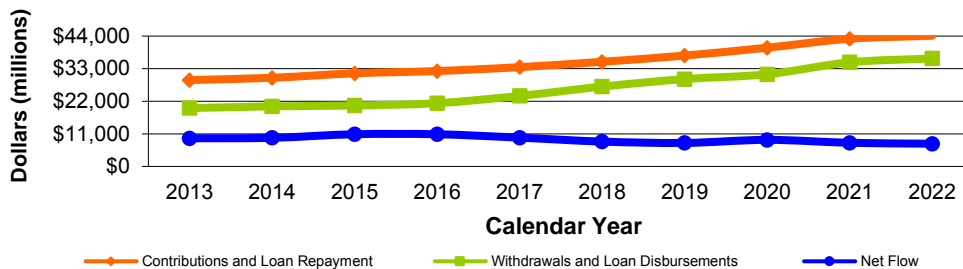
Plan Balance

Roth

Dec	\$725,850	\$39,304
Nov	\$748,116	\$40,274
Oct	\$719,907	\$37,898

(in millions)

Cash Flow Attributes

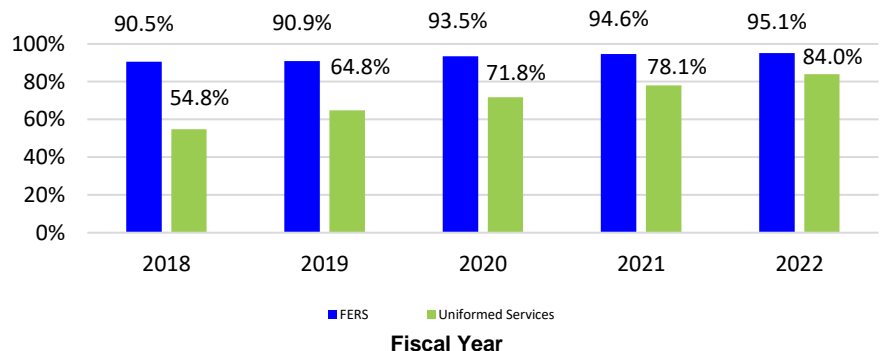
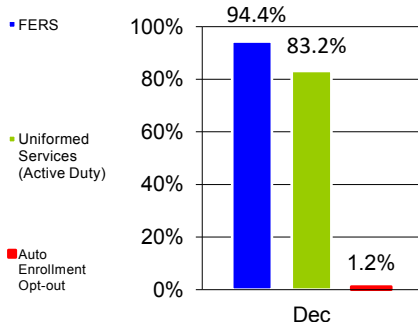


Participants and Average Balance (current month)

	Total Number of Participants	Average Balance	Number of Roth Participants	Average Roth Balance
FERS	3,901,387	\$157,325	916,713	\$21,784
US - Legacy	1,332,996	\$36,235	667,489	\$18,764
BRS Participants	1,215,880	\$10,301	723,679	\$9,016
CSRS	264,345	\$174,512	9,700	\$29,334
Bene Participants	37,322	\$134,183	2,416	\$164,172
Total	6,751,930	\$107,503	2,319,997	\$16,941

Participation Rates(current month)

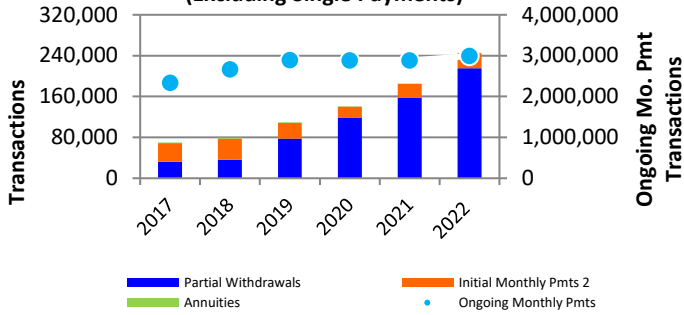
Historical Participation Rates



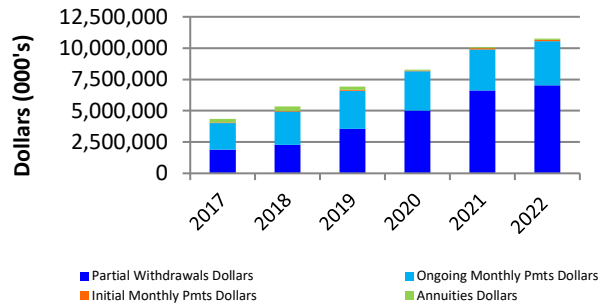


Post-Separation Withdrawal Activity

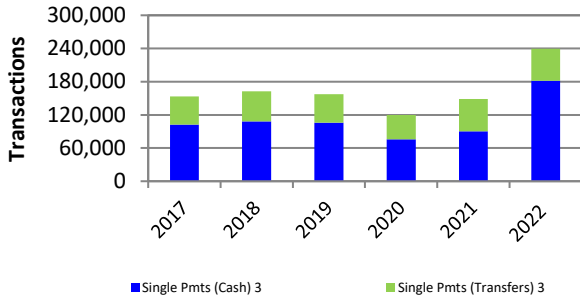
**Post-Separation Withdrawals
(Excluding Single Payments)**



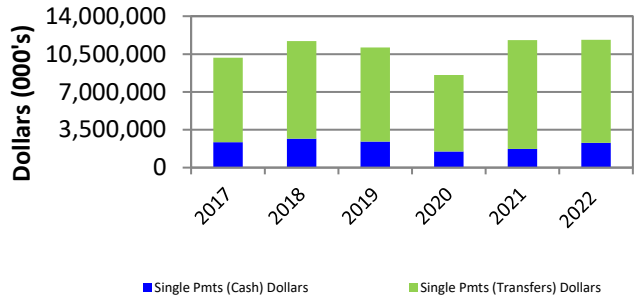
**Post-Separation Withdrawals
(Excluding Single Payments)**



**Post-Separation Withdrawals
Single Payments (Cash & Transfers)**

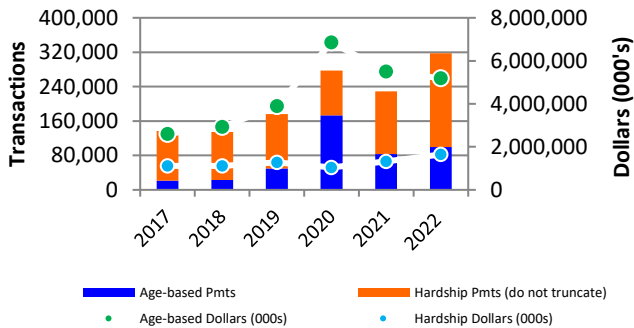


**Post-Separation Withdrawals
Single Payments (Cash & Transfers)**

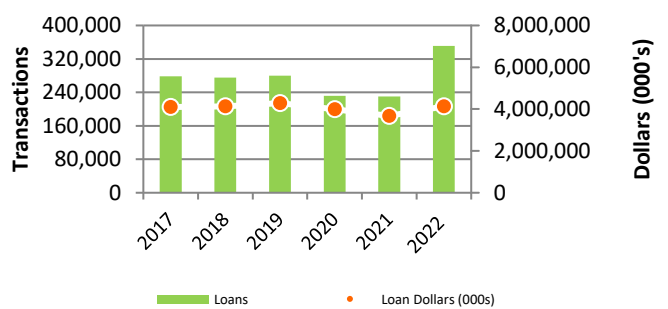


In-Service Withdrawal and Loan Activity

Age-Based & Hardship

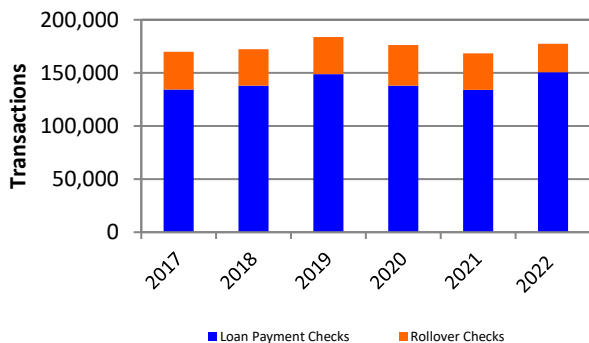


Loans

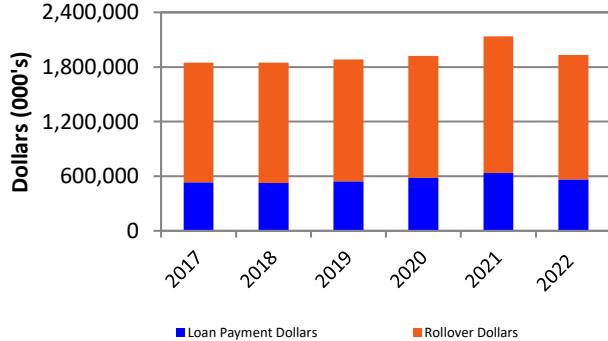


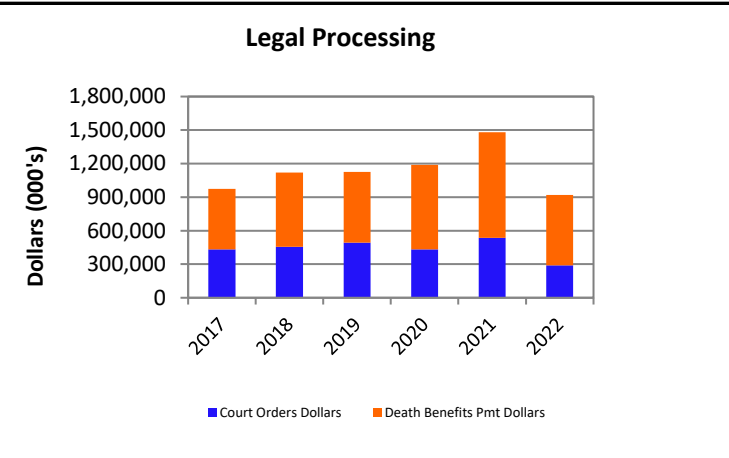
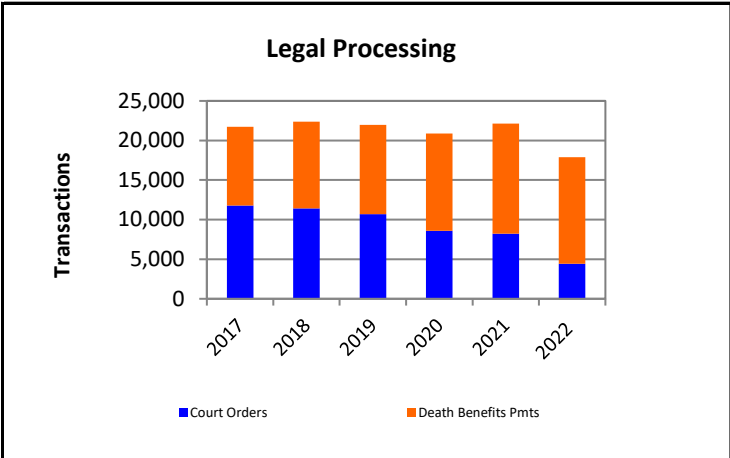
Other Activity

Participant-Submitted Checks



Participant-Submitted Checks

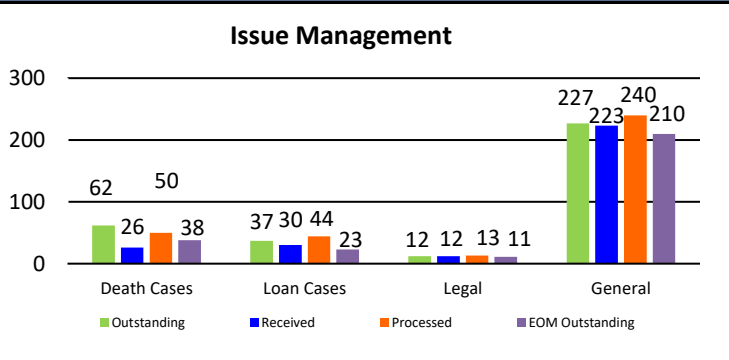




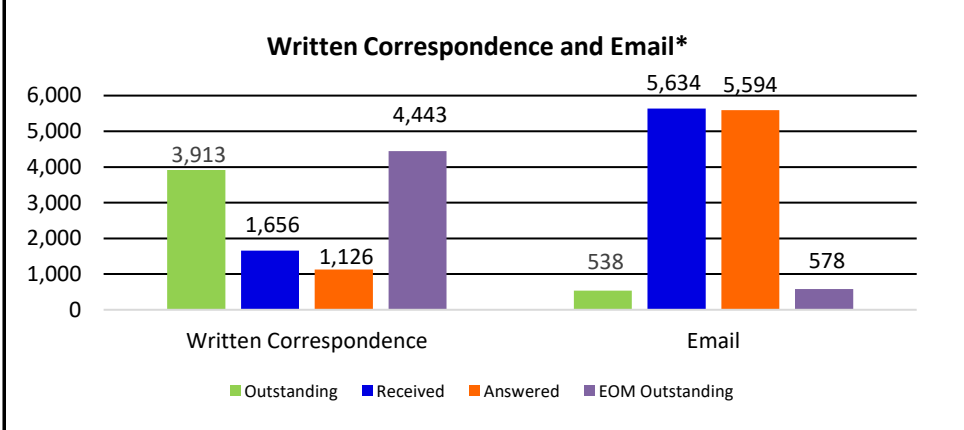

Activities Support (current month)₆

Top 5 Activity Types			
Rank	Activity Type	Count	Percentage
1	Withdrawals/Distributions	78,182	35%
2	General	43,626	20%
3	Loans	32,533	15%
4	Access	23,407	11%
5	Rollover Contributions	9,675	4%

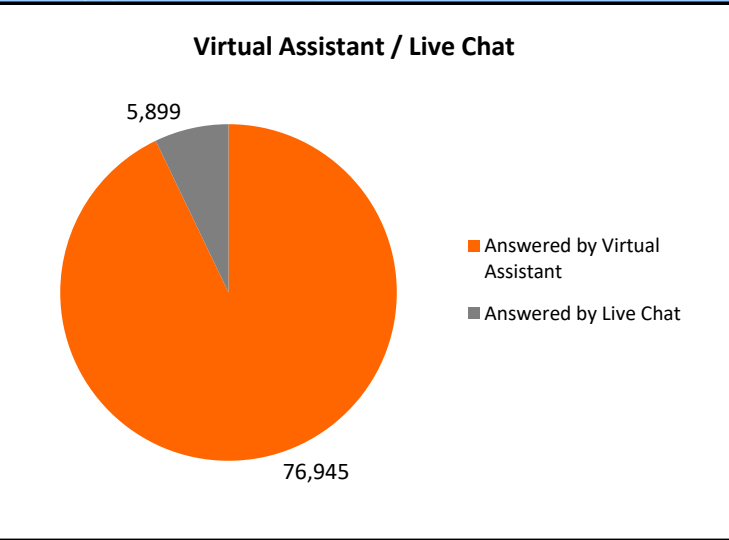
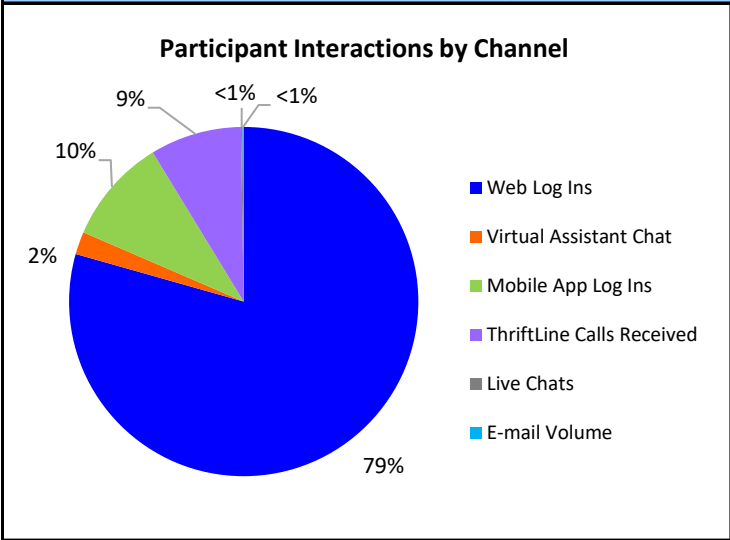
Casework (current month)



Contact Center Activity (current month)



Participant Interaction Activity (current month)



1. Active participants with no current contributions include non-separated CSRS and uniformed services participants who have terminated contributions, participants whose employing agencies have not submitted their separation status, and beneficiary participants.
2. The majority of monthly payments were disbursed on December 15 2022 (247,150 payments).
3. Participants may elect to transfer all or part of their single payments. If only a portion is transferred, each portion (cash and transfer) is counted separately.
4. The primary method for most transaction initiation and completion is now web-based with e-signature; forms based processing of transactions is low
- * Previous Month Outstanding + Received = Processed + Current Month Outstanding. Slight discrepancy due to times when reports are run and real time tasks are entered.
5. This number does not include those with Agency 1% Contributions only and making no employee (Roth/Traditional) contribution of their own.
6. Activities are currently reflective of Contact Center interactions.
7. Does not include payroll corrections which may impact full match percentages.
8. Death processing from June onward uses number of beneficiaries paid versus the deceased participant.