

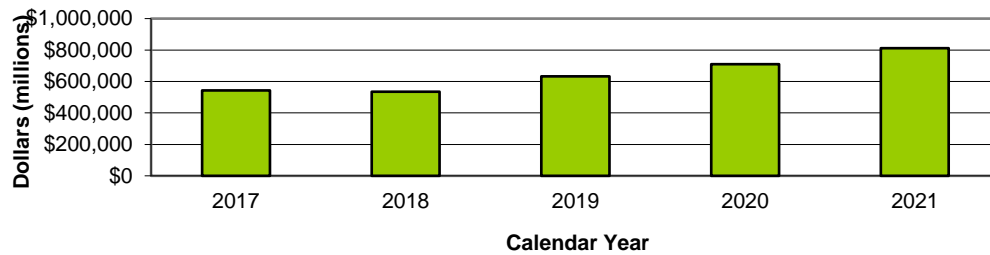
Thrift Savings Fund Statistics

February, 2022

Highlights

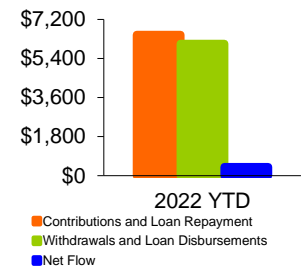
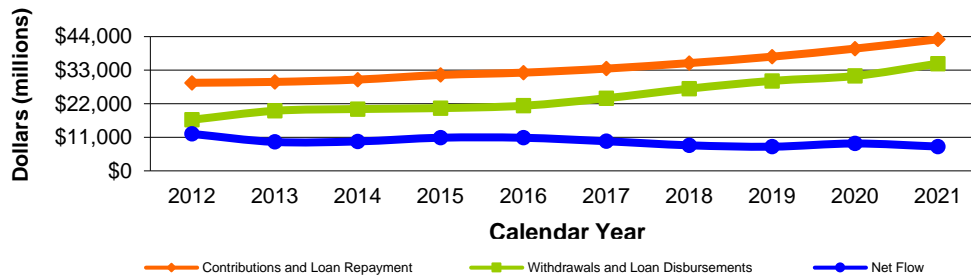
The number of participants receiving the full matching rate continues to climb in 2022, most notably, BRS active duty participants, are now at nearly 78%. The FERS participation rate has reached a notable new milestone of 95% and Uniformed Services participation is up to just over 81%. As previously noted, the staffing and recruitment efforts at the contact centers are beginning to pay dividends with service levels returning to satisfactory levels in the first few weeks of March.

Thrift Savings Fund Statistics



Plan Balance		Roth
Feb	\$769,493	\$34,209
Jan	\$780,559	\$34,302
Dec	\$811,739	\$35,731
		(in millions)

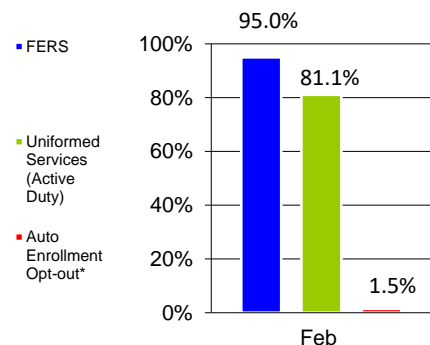
Cash Flow Attributes



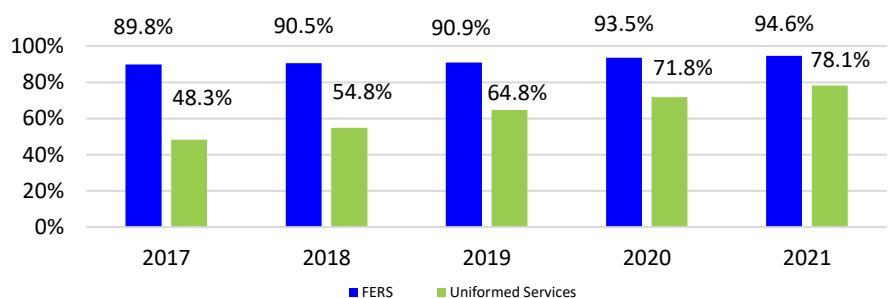
Participants and Average Balance (current month)

	Total Number of Participants	Average Balance	Number of Roth Participants	Average Roth Balance
FERS	3,771,329	171,699	811,319	\$21,930
Uniformed Services	1,354,503	37,855	623,061	\$17,145
BRS Participants	1,103,166	10,141	633,441	\$9,189
CSRS	272,182	186,419	9,975	\$30,531
Bene Participants	36,665	136,443	2,233	\$14,707
Total	6,537,845	117,987	2,080,029	\$16,446

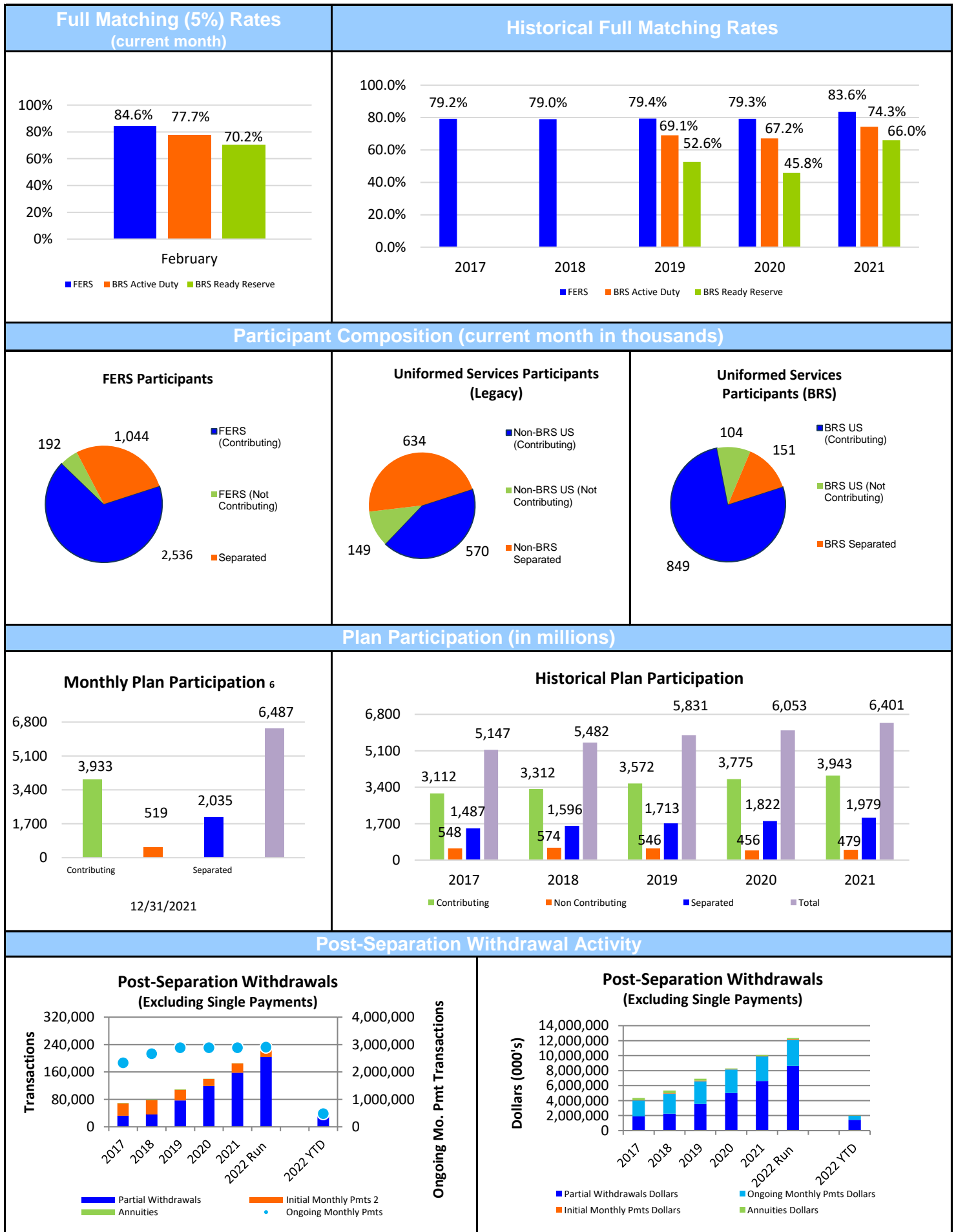
Participation Rates (current month)



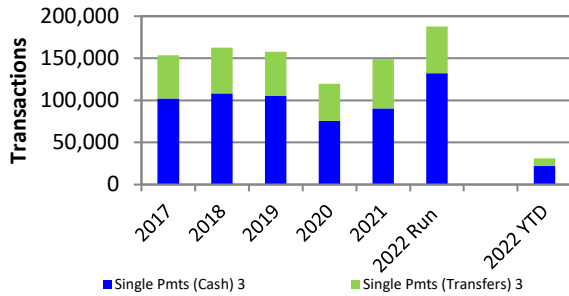
Historical Participation Rates



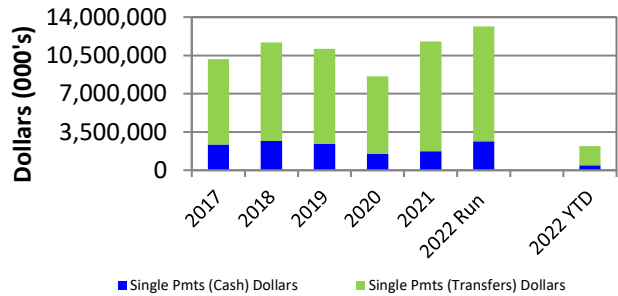
Fiscal Year



Post-Separation Withdrawals Single Payments (Cash & Transfers)

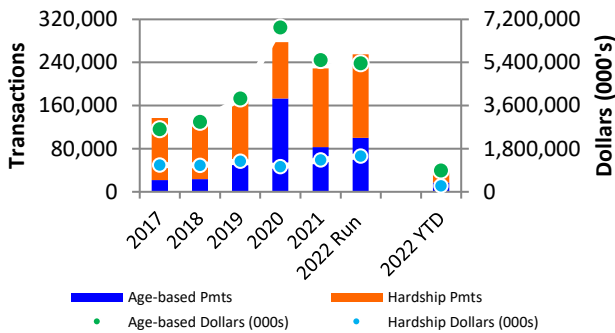


Post-Separation Withdrawals Single Payments (Cash & Transfers)

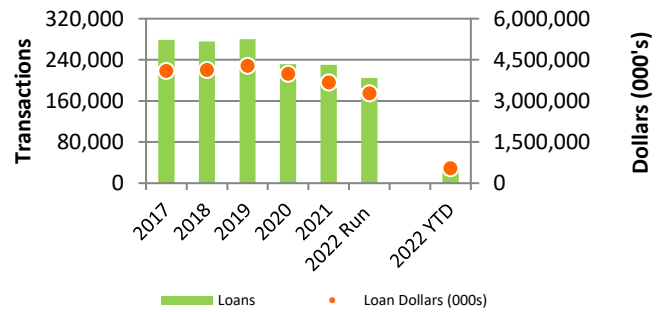


In-Service Withdrawal and Loan Activity

Age-Based & Hardship

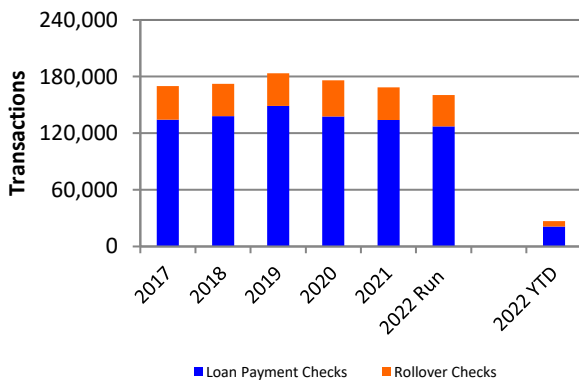


Loans

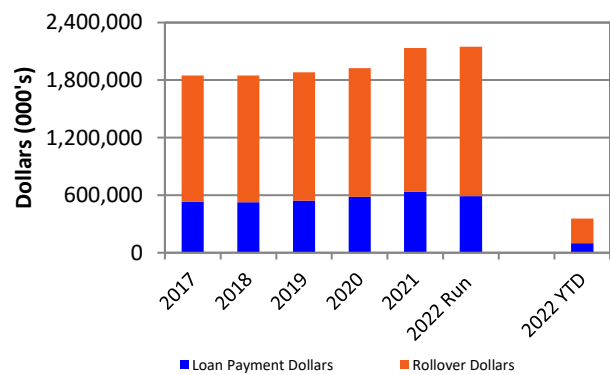


Other Activity

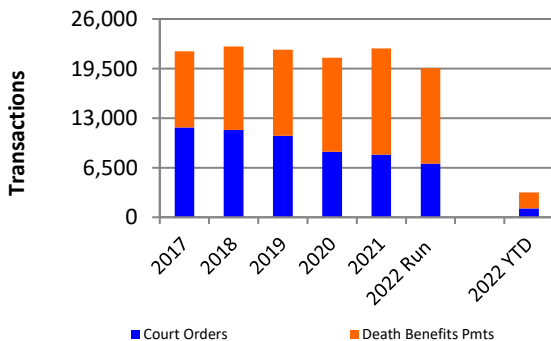
Participant-Submitted Checks



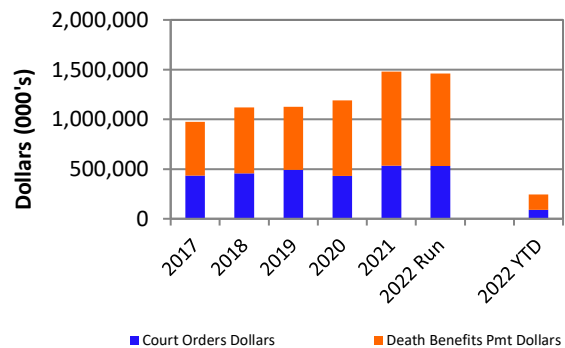
Participant-Submitted Checks



Legal Processing

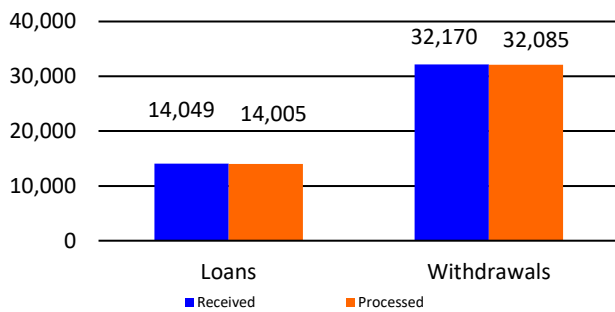


Legal Processing

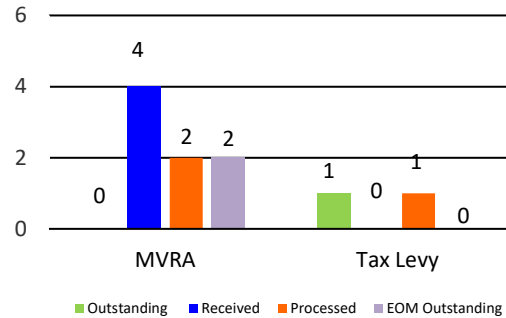


Forms Processing (current month)

Service Bureau Activity ⁴



MVRA & Tax Levy ⁵



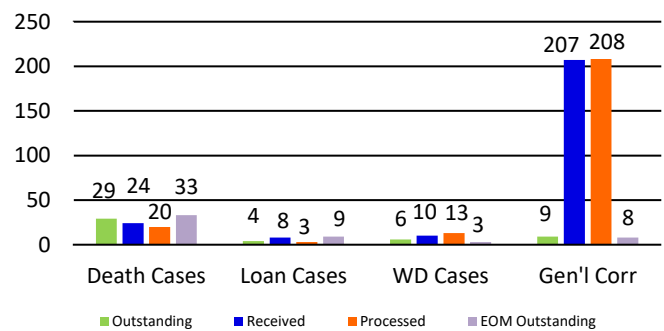
Inquiries (current month)

Top 5 Inquiry Reasons

Rank	Inquiry Code	Count	Percentage
1	Post-Separation Withdrawal Program	36,246	18.88%
2	Transaction Verification	19,606	10.21%
3	In-Service Withdrawal Program	12,731	6.63%
4	Minimum Distributions	5,490	2.86%
5	EDR, Contributions, Neg.Adjustments, Acct Balances	10,115	5.27%

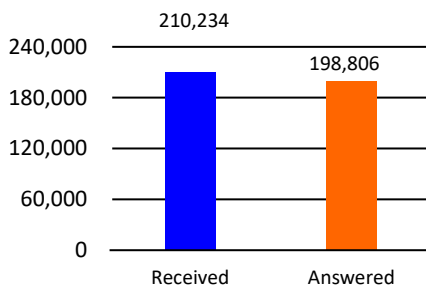
OPS Casework (current month)

Issue Management

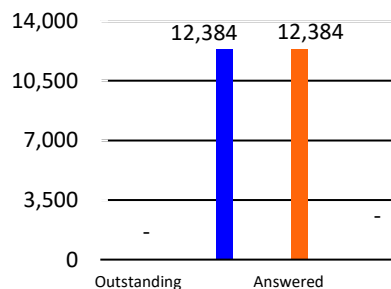


Contact Center Activity (current month)

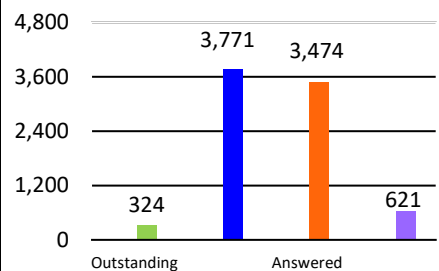
Calls



E-Messages *



Written Correspondence *



1. Active participants with no current contributions include non-separated CSRS and uniformed services participants who have terminated contributions or had them suspended because of hardship withdrawal, participants whose employing agencies have not submitted their separation status, and beneficiary participants.

2. In addition to the initial monthly payments, 242,843 ongoing monthly payments were disbursed in February, 2022.

3. Participants may elect to transfer all or part of their single payments. If only a portion is transferred, each portion (cash and transfer) is counted separately.

4. Forms Processed includes accepted and rejected forms.

5. Mandatory Victims Restitution Act and Tax Levy Processed means that the decision letter has been sent, but payment has not been made.

* Previous Month Outstanding + Received = Processed + Current Month Outstanding. Slight discrepancy due to times when reports are run and real time tasks are entered.

6. This number does not include the FERS Agency Contributions only.